



Harlem Pride


Harlem Pride Media Kit

Pride Guide, Logos and Social Media Graphics

Digital Pride Guide Graphics


Full Page Vertical

8.5 x 11 inches
2550 x 3300 px




Half Page Horizontal

8.5 x 5.5 inches
2550 x 1650 px




1/4 Page Vertical

4.25 x 5.5 inches
1275 x 1650 px



1/8 Page - Horizontal

4.25 x 2.75 inches
1275 x 825 px



Logos

Format: Transparent background png file

Social Media Graphics

Format: Square 1000 x 1000 px png

PRIDE GUIDE DOCUMENT

- Create your document to the exact size it will print.
- On full-page ads, bleeds must extend a minimum of 1/8" past the trim.
- Please allow an 1/4" margin from the trim for text and images.

IMAGES

- All images should have a minimum resolution of 300 dpi at 100%. Do not use LZW compression.
- All images should be converted to RGB.
- All image files should be PDF, AI, EPS or PNG (**PDF preferred**)
- Do not copy and paste images from a program into a page layout program. Import or place the image through the page layout program. • Make sure the file extensions remain intact on all files. If they are changed or omitted, they are unrecognizable when transferred.

COLORS

- All art files should be converted to RGB. We cannot guarantee color consistency for files that must be converted from Index, LAB or CMYK color spaces to RGB.

FONTS

- Use only postscript, open type and true type fonts.
- Be sure to supply the fonts for any artwork used in your document if they are not converted to outlines in the artwork

For More Information:

Email: info@harlempride.org